

# Creating the button: SSUKYLDQDVU5E

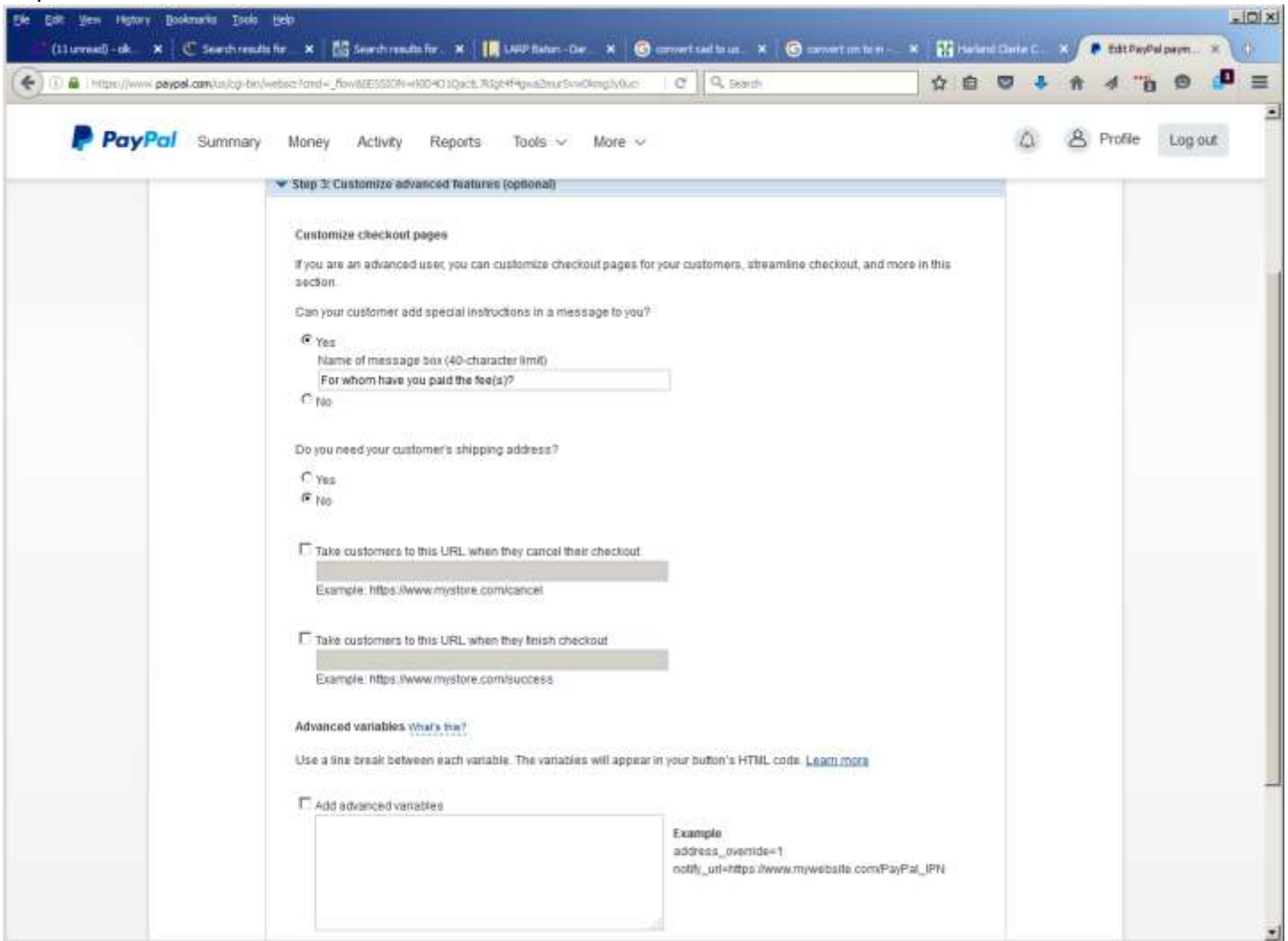
## Step 1

The screenshot shows the PayPal 'Step 1: Choose a button type and enter your payment details' interface. The browser address bar shows the URL: [https://www.paypal.com/us/cgi-bin/webscr?cmd=\\_flow&SESSION=r00401QacL7k1g4Fqwa2nu5v0kmp1y0uc](https://www.paypal.com/us/cgi-bin/webscr?cmd=_flow&SESSION=r00401QacL7k1g4Fqwa2nu5v0kmp1y0uc). The page title is 'Step 1: Choose a button type and enter your payment details'. The interface includes a navigation menu with 'Summary', 'Money', 'Activity', 'Reports', 'Tools', and 'More'. A 'Profile' button and 'Log out' link are visible in the top right. The main content area is titled 'Having trouble viewing this page?' and contains the following sections:

- Choose a button type:** A dropdown menu is set to 'Shipping cart'. A link 'What button should I choose?' is available.
- Item Name:** 'Once Upon A Game'.
- Item ID (optional):** '20161007-1'. A link 'What's this?' is next to it.
- Customize button:**
  - Add drop-down menu with price option. [Example](#). Description: 'Game Fee: All 3 days & meal, Saturday & meals, All 3 days no meals, Saturday no meals, Partial payment, Partial payment'. Links: [Edit](#) | [Delete](#).
  - Add drop-down menu. [Example](#).
  - Add text field. [Example](#).
  - [Customize list or appearance](#) (optional).
- Your customer's view:** A preview of the button showing 'Game Fee: All 3 days & meal \$60.00 USD' and an 'Add to Cart' button.
- Shipping:** 'Use specific amount' with a text input field and 'USD' with a [help](#) link.
- Tax:** 'Use tax rate' with a text input field and a '%' symbol.
- Merchant account ID:** [Learn more](#).
  - Use my secure merchant account ID.
  - Use my primary email address: dallasfgs@gmail.com.

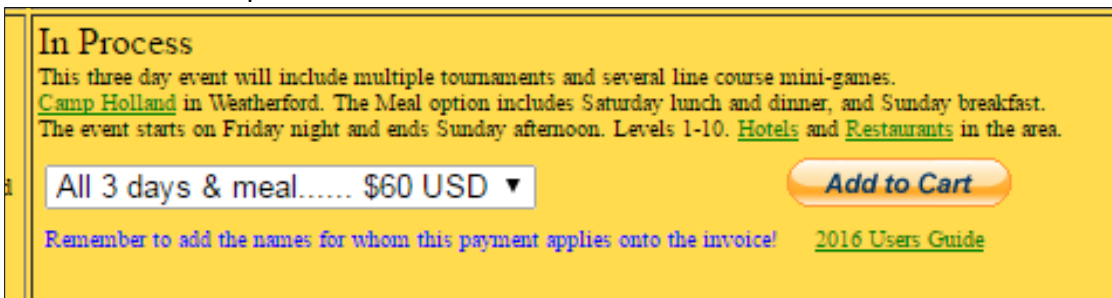
Step 2 - not used.

### Step 3:



### Creating an invoice

#### 1. Selected these options



Then clicked ADD TO CART.

2. From the Shopping Cart, click "CHECK OUT", which takes you to the invoice:

*This image has been reduced in size so the entire invoice fits on the screen.*


**Dallas IFGS**

### Your order summary

Descriptions	Amount
Once Upon A Game Item number: 20161007-Game Fee Item price: \$60.00 Options: Game Fee: All 3 days &... Quantity: 1	\$60.00
<a href="#">Update</a>   <a href="#">Remove</a>	
<b>Item total</b>	<b>\$60.00</b>
	<b>Total \$60.00 USD</b>

### Choose a way to pay

PayPal securely processes payments for Dallas IFGS:

[Have a PayPal account?](#) 

Log in to your account to pay

[Don't have a PayPal account?](#)  
Pay as a guest now, sign up for PayPal later

Country:

First name:

Last name:

Address line 1:

Address line 2 (optional):


City/State:

ZIP code:

Phone type:   
Why is this needed?

Phone number: 555-555-1234

Email:

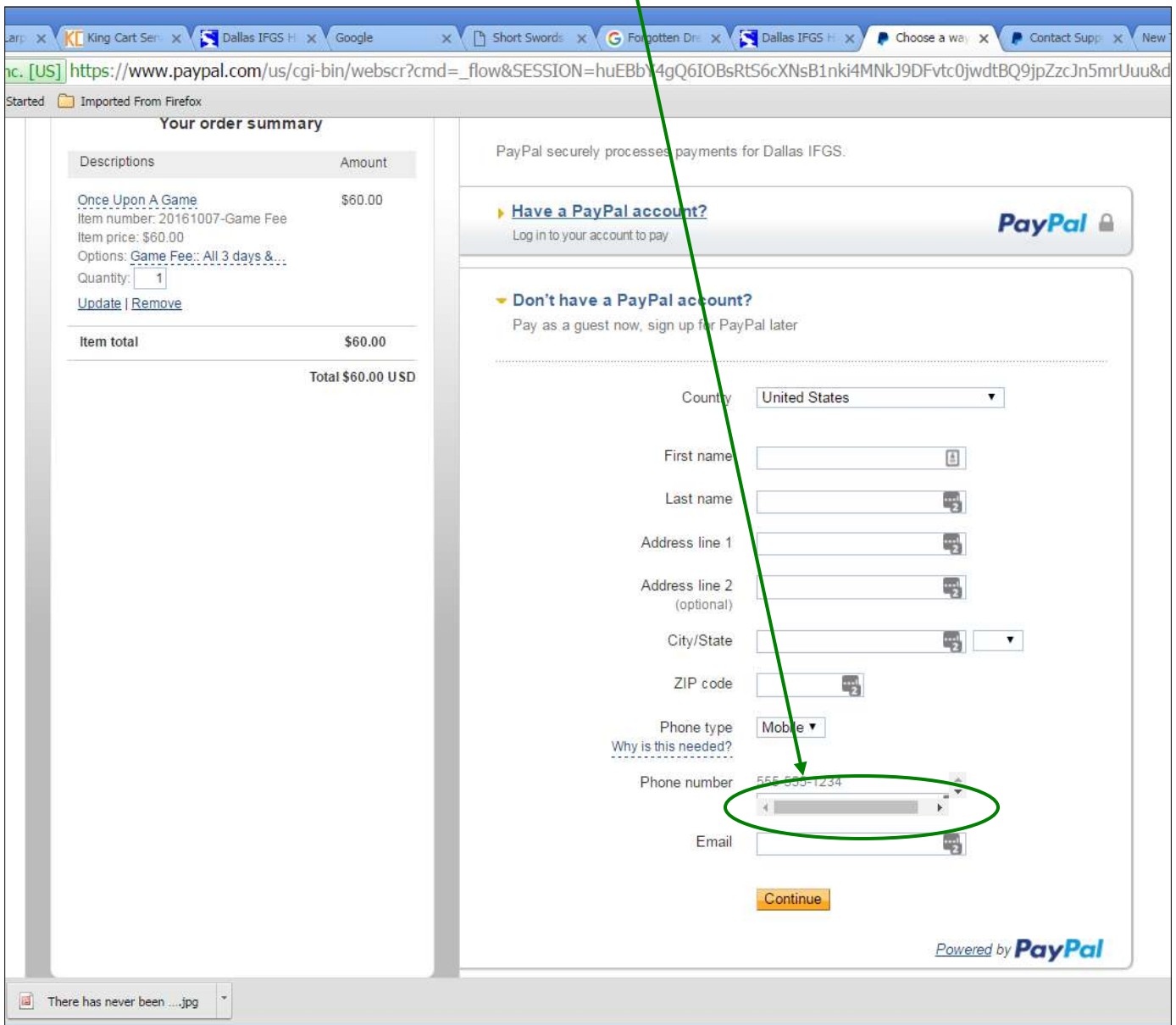
Powered by 

Site Feedback

as never been ...:jpg

**PROBLEM #1:** The custom field is **NOT** displayed on the invoice.

When the browser screen is at 100%, you can see the scroll bar under the PHONE NUMBER field, which I do NOT want to see.



Thank You,

Olan Knight  
972-979-8753  
olknight@yahoo.com